



The Pabst THEATER

11/1/2012



Table of Contents

GENERAL INFORMATION	3
Address	3
Telephone (see Pabst Telephone Contact Sheet on page 15)	3
Personnel	3
Business Hours.....	3
STAGE SPECIFICATIONS	4
Stage	4
Forestage	4
Orchestra Pit	4
Basement Level (See Catering & Hospitality Section).....	4
Dressing Rooms (Also see Catering & Hospitality Section)	4
OTHER SPECIFICATIONS	5
Touring Coach & Van Parking and Shore Power	5
Truck and/or Van Loading	5
Directions to Pabst Theater (NEW DIRECTIONS!! Wells Street is now a two-way street, you GPS may not show this correctly!)	5
STAGE EQUIPMENT	6
Rigging.....	6
Stage Draperies	6
Orchestra Equipment	6
STAGE RIGGING BATTEN SCHEDULE	7
THEATER AUDIO SYSTEMS-1	8
Public Address Sound System (FOH)	8
THEATER AUDIO SYSTEMS-2	9
Stage Monitor Sound System	9
THEATER LIGHTING SYSTEM	10
Control.....	10
Dimming	10
Distribution	10
Other	10
THEATER LIGHTING INVENTORY	11
THEATER COMMUNICATIONS SYSTEMS-1	12
Telephone System	12
THEATER COMMUNICATIONS SYSTEMS-2	13
The Internet.....	13
THEATER COMMUNICATIONS SYSTEMS-3	14
Production Communications	13
THEATER COMMUNICATIONS SYSTEMS -4	15
ISDN Recording Information.....	15
THEATER CONTACT NUMBERS	16
PABST SEATING PLAN	17
PABST STAGE BATTEN PLAN	18
PABST STAGE SECTION VIEW	19
PABST STAGE CIRCUIT PLAN	20
PABST BASIC LIGHTING HANG	21
PABST RIGGING STEEL PLAN	22



GENERAL INFORMATION

The Historic Captain Frederick Pabst Theater, a National Historic Landmark, was built by the brewing magnate Captain Frederick Pabst. It was designed by architect Otto Strack in a Victorian style with baroque decoration. The auditorium is drum shaped with two balconies. Decorated in reds and maroons with gold and silver accents. The theater was extensively renovated in 1928, and then restored to its original style in 1976, making it one of the most beautiful theaters in the United States. In 1989, the Pabst Theater was interconnected with the new, \$120 million Milwaukee Center development (which includes the Milwaukee Center office tower, Intercontinental Hotel, and the Milwaukee Repertory Theater). The 2001 renovation added an expansive Pub and additional lobby amenities and elevators making all floors handicapped accessible. These amenities, combined with a full proscenium stage including a hydraulic orchestra pit, state-of-the-art lighting and sound system make the theater suitable for virtually all performing arts including theater, opera, dance, and music as well as being perfect for weddings, meetings, receptions and other business applications. Pay parking is available in the Milwaukee Center below the theater, at the M & I Bank on the SE corner of Wells & Water Streets, and many nearby surface parking lots.

Address:

Pabst Theater
144 East Wells Street
Milwaukee, Wisconsin 53202

Website; <http://www.pabsttheater.org>

Telephone: (see Pabst Telephone Contact Sheet on page 15)

Business Office:	(414) 286-3665
Business Office Fax;	(414) 286-2154
Box Office:	(414) 286-3663
Pabst Production Office;	(414) 286-2239
Pabst Production Fax;	(414) 286-0807
Travelling Production Office	(414) 286-0619 (Typical room chosen for production)
Travelling Production Fax	(414) 286-0614 (Typical room chosen for production)

Personnel:

Executive Director:	Gary Witt	gwitt@pabsttheater.org
Talent Buyer/Rentals:	Matt Beringer	mberinger@pabsttheater.org
Technical Director:	Robert Zenoni	rzenoni@pabsttheater.org
Master Electrician:	Jim Fyksen	jfyksen@pabsttheater.org
Sound Engineer:	Jeff Sharrow	jsharrow@pabsttheater.org
Box Office Manager:		
House Manager:	Christine Segady	crizma333@yahoo.com
FOH/Bar Manager	Brian Conti	bconti@pabsttheater.org
Hospitality/Catering	Paul Smaxwill	psmaxwill@pabsttheater.org

Business Hours:

Business Office:	Monday-Friday	8:00 a.m. - 6:00 p.m.
Box Office:	Monday-Friday	12:00 p.m. - 6:00 p.m. & 2 hours prior to show time



STAGE SPECIFICATIONS

Stage:

Width: (wall to wall)	69' 3-1/2"	Depth (from forestage):	43' 2-1/2"
Proscenium Width:	35' 1/2"	Height (to grid):	70'-4"
Proscenium Height:	21'	Stage Floor;	Wood floor, soft, Sheet plywood painted black

Forestage:

Width (Proscenium opening):	35' 1/2", (32'-0" w/speaker stacks in place)
Depth (Front edge to plaster line):	3'1"
Stairs from audience to stage are available at left-center and right-center aisles, but obstruct rows A and B!	

Orchestra Pit:

A hydraulic lift which can be set at any level between basement and stage can be used as a forestage, pit or audience seating area. The Lift is NOT capable of being moved during show due to safety and liability concerns.

Width:		33' 9-1/2"
Depth:	(Front edge center to edge of forestage)	9' 6-1/4"
Travel Distance	(Basement level to stage level)	10'
Pit Floor:		Soft, plywood, painted black

Basement Level: Located beneath stage and is used as the main dressing room area and catering/hospitality area. (See Catering & Hospitality Section)

Width:	48'
Depth:	35'
Height:	7' 4-1/2"
Loading door from hydraulic lift (pit) to basement:	6' 1'w x 6' 5"h

Access to stage via stairs DSR & DSL.

Access to house via basement passageway to lower lobby. This access is locked during shows.

Dressing Rooms: Total of 7 dressings rooms are located in the following areas; (Also see Catering & Hospitality Section)

Basement: 1 @ 3 person (serves as small warm up room or travelling production office)
1 @ 9 person
2 @ 12 person

All with sinks, dressing tables, and mirrors. Each 12-person room has a dual toilet restroom with single stall shower.

Stage: 1 @ 2 person with toilet, sink, table & mirror, Stage Left Wings
2nd Floor: 1 @ 2 person with sink, table, & mirror, Stage Left Wings
3rd Floor: 1 @ 2 person with sink, table, & mirror, Stage Left Wings



OTHER SPECIFICATIONS

Touring Coach & Van Parking and Shore Power;

The Pabst Theater can accommodate parking for up to (2) full size touring coaches in the north lane of Wells Street, facing west, along the sidewalk, adjacent to the theatre. The parked vehicles must stay clear of the intersection and the Theater lobby doors by a minimum of 50 feet. Two (2)- 50 amp shore power circuits are available within 25 feet of coach parking lane to support two touring coaches.

Truck and/or Van Loading:

The Pabst Theater loading zone is located between the Pabst Theater and a building to the west of the Pabst. Due to the width of Wells street, the time of day, the traffic patterns and metered parking across the street, some 48' or larger tractor/trailers may not be able to back into the loading "alley". In those situations, trucks and vans will have to be street parked and unloaded/loaded. Trucks in the loading zone may be asked to detach the tractor and move for show time, as it may block the sidewalk to the theater.

The loading "alley" is at street and/or stage level behind theater directly off of Wells Street (a major, 4-lane, East-West street) and can accommodate one tractor-trailer at a time. The alley is 18'-0" wide. A ramp or liftgate is essential for loading and unloading. There are no stairs or ramps between truck unloading and stage. Prior arrangements must be made for forklifts and lift trucks. The Loading Roll-up door USL (northwest corner) is approximately 7'-2" w X 11'-6" h.

Directions to Pabst Theater: (NEW DIRECTIONS!! Wells Street is now a two-way street. Your GPS may not show this correctly!)

These directions are for touring coaches so that they are facing in the proper direction when parked. Tractor-trailers and other trucks may choose to take a more direct route to allow easier backing in to the loading zone.

From Chicago (traveling North); Travel I-94 to downtown Milwaukee. Stay in right lane as you are entering downtown area. This lane will transition into exit 310C on the right, which is I-794 eastbound. At the end of this long exit ramp, stay to the right on Exit 1D and you will be on Plankinton Ave. heading North. Proceed north thru the Wells Street intersection and turn to the right (east) at the next intersection which will be Kilbourn Ave. Proceed one block and turn right (south) at Water St. and proceed one block to Wells St. The Pabst is on the right (west) of Water St. at the corner of Wells St. Turn right on to Wells St. Parking is in front of theater in the right traffic lane. Bus power is strapped to the last column and labeled "shore power". Parking permits will be provided for display in window of vehicles. Park the first bus as far forward as possible, with the front of the bus at the concrete light pole near the curb on the right. Push-outs/Slide-outs cannot be used. TRUCKS MUST BACK IN TO THE LOADING ZONE PRIOR TO PARKING THE TOURING COACHES!! DO NOT PARK FORWARD OF CONCRETE LIGHT POLE!

From Madison (traveling East); Travel I-94 into downtown Milwaukee area, staying in right lane. Exit in right lane to exit 310B to I-43 North. As exit transitions to I-43 northbound, take exit 72C on right into Kilbourn Avenue tunnel. At end of tunnel, stay straight onto Kilbourn Ave. and proceed to Water St. Turn right (south) at Water Street and proceed one block to Wells St. The Pabst is on the right (west) of Water St. at the corner of Wells St.. Turn right on to Wells St. Parking is in front of theater in the right traffic lane. Bus power is strapped to the last column and labeled "shore power". Parking permits will be provided for display in window of vehicles. Park the first bus as far forward as possible, with the front of the bus at the concrete light pole near the curb on the right. Push-outs/Slide-outs cannot be used. TRUCKS MUST BACK IN TO THE LOADING ZONE PRIOR TO PARKING THE TOURING COACHES!! DO NOT PARK FORWARD OF CONCRETE LIGHT POLE!

From Green Bay (traveling South); Travel I-43 into downtown Milwaukee. Exit 72E on right to Highland Ave exit. And continue straight thru State St. to Wells St. Turn left (east) on Wells Street and travel east to 6th Street. Turn left (north) on 6th Street and travel north to Kilbourn Ave. Turn right (east) on Kilbourn Ave. and travel to Water St. Turn right (south) at Water St. and proceed one block to Wells St. The Pabst is on the right (west) of Water St., at the corner of Wells St. Turn right on to Well St. Parking is in front of theater in the right traffic lane. Bus power is strapped to a column and labeled "shore power". Parking permits will be provided for display in window of vehicles. Park the first bus as far forward as possible, with the front of the bus at the concrete light pole near the curb on the right. Push-outs/Slide-outs cannot be used. TRUCKS MUST BACK IN TO THE LOADING ZONE PRIOR TO PARKING THE TOURING COACHES!! DO NOT PARK FORWARD OF CONCRETE LIGHT POLE!



STAGE EQUIPMENT

11/1/2012

Rigging;

The Pabst Theater stage is equipped with a counterweight rigging system, which is controlled via a locking rail located stage left on the stage level. There are 32 battens, 42'-0" to 45'-0" long, located on approximately 12" centers. The stage is equipped with 5 overhead electrics and there are 3 permanent orchestra shell ceilings located on these battens. Please refer to stage line plot for specific electric and ceiling locations.

Stage Draperies;

- (1) Main Curtain, gold velour, lined, guillotine operation only, stage right.
- (1) Grand Teaser, gold velour, permanently hung under proscenium arch.
- (6) Masking Legs, black velour, unlined, flat, 9'-7" w x 24'-0" h
- (4) Masking Legs, black velour, unlined, flat, 10'-0" w x 30'-0" h.
- (3) Masking Borders, black velour, unlined, flat, 43'-0" w x 8'-0" h.
- (2) Masking Borders, black velour, unlined, flat, 45'-0" w x 10'-0" h.
- (1) Masking Border (main teaser), black velour, lined, flat, 43'-0" w x 14'-0" h.
- (1) Full Traveller Curtain, blk velour, 50% fullness, unlined, 45'-0" w x 24'-0" h, at upstage
- (1) Full Traveller Curtain, blk velour, 50% fullness, unlined, 45'-0" w x 30'-0" h, at midstage
- (1) Sky drop/cyc, light blue, flat. Seamed muslin, 45'-0" w x 30'-0"

Orchestra Equipment;

The Pabst Theater is equipped with a 10-panel rolling orchestra shell with 3 flying ceiling panels. Once in place, the orchestra shell stands approximately 20'-0" tall, and provides room for approximately 60 musicians with full percussion section (35'-0" w x 28'-0" d). Associated with the orchestra shell is the following orchestra equipment;

- (65) Orchestra Stack Chairs, metal frame, straight back, red
- (12) Wenger Musicians Chairs, Black, Adjustable
- (65) Manhasset Music Stands, black
- (1) Manhasset Conductor's Music Stand, black
- (30) Music Stand Lights, black, 40W
- (1) Conductor Podium, 3'-0" x 3'-0" x 8" h
- (1) Conductor Podium, 30" x 30" x 10" h
- (1) Conductor Podium, 24" x 24" x 10" h
- (1) 9'-0" Steinway Concert Grand Piano, "D" Model, black
- (1) Piano Bench, Padded, adjustable



STAGE RIGGING BATTEN SCHEDULE

(See page 18 for Stage Batten Plan)

Description	Line Number	Distance from Plaster*	Max. Load
Grand Teaser	1	1' 2"	600#
1st Electric (36 circuits)	2	2' 8-1/2"	1200#
2nd Electric (12 circuits)	3	3' 8" (short pipe)	600#
	4	4' 8"	1600#
	5	5' 7"	600#
	6	6' 7-1/2"	600#
	7	7' 9"	600#
	8	8' 6"	600#
	9	10' 1"	600#
Orchestra Shell Ceiling	10	10' 8"	1600#
3rd Electric (24 circuits)	11	11' 9"	1200#
	12	12' 6"	600#
	14	13' 6"	1600#
	16	14' 6"	600#
Black Traveller	18	15' 8"	600#
	20	16' 7"	600#
	22	17' 1"	600#
Orchestra Shell Ceiling	23	17' 7"	1600#
	24	18' 8"	600#
4th Electric (24 circuits)	26	19' 6"	1200#
	28	21' 2"	600#
	29	22'	600#
	31	23'	600#
	33	24'	600#
	35	25'	600#
Orchestra Shell Ceiling	37	26'	1600#
5th Electric (24 circuits)	40	27' 7"	1200#
	42	28' 6"	600#
	44	29' 5"	600#
	45	29' 11" (short pipe)	600#
Black Traveller	46	30' 8"	600#
Sky Drop	47	31' 5"	600#
Back Wall		37' 5"	

*Plaster line 3' 1" from the edge of the stage.

See page 18 for Stage Batten Plan.

The stage is also equipped with a hemp rigging system, controlled via the hemp rigging gallery located stage right on the second floor. This system provides the ability to spot single lines as well as 4-line or 5-line hemp battens in between permanently located counterweight rigging battens for specific show requirements.



THEATER AUDIO SYSTEMS-1

11/1/2012

The public address sound system is comprised of stacked EAW KF-650z/600iSB loudspeakers, Crown & Crest amplifiers and a DigiDesign Venue Mix Rack digital mixing system with Profile control surface. The speaker system is mainly stage stacked with a pair of loudspeakers flown stage right and stage left to cover mezzanine balcony seating for shows with those needs.

The Front-of-House mixing position is located at the rear of the orchestra seating, under the balcony, approximately 75' from the plasterline. It is interconnected to the stage via a 56 x 20 audio snake. The snake is fully balanced and contains stage communications and video tie lines which terminate in balanced fantails at the mixer and balanced stage box with monitor splitter fantail at the stage and can be used with touring sound systems as well as the in-house system. The snake terminates in the stage right or stage left wings.

The onstage monitor sound system is comprised of a Yamaha PM4000M console, EAW SMH200 floor wedge loudspeakers, Klark Technik EQ's and Crown power amplifiers capable of producing 10 discreet onstage mixes as well as an operator listen mix.

We are also equipped with two channels of Clear-Com production communications in all theater areas; backstage, control booth, trap room/basement, orchestra pit, house and front of house. Headsets, handsets, beltpacks and cables are all available for interconnection for all productions. All production areas and lobby spaces are also equipped with global paging and onstage program monitors with individual volume controls.

The sound system is powered with a 120/240 VAC, 100A, 3 phase, 5-wire company switch (with isolated ground), for the interconnection of road sound systems. Power tie-ins can be performed by house staff and no special provisions need be made. Cam-Lok tails are available at stage level in the stage right wings for simple interconnection.

Cudahy's Irish Pub, located adjacent to our main lobby, can be equipped with the ability to play CD/iPod music as background as well as to have up to 8 channels used for public address and small musical combos.

The following list comprises the Front of House and Stage Monitor systems inventories and may change on a per-show basis. Please contact the Technical Director for available quantities and specific equipment.

Public Address Sound System (FOH);

Control/Playback:

- (1) DigiDesigns Venue Mix Rack with Profile Digital Control Surface, Dual DSP, 48 Input/16 Output
- (1) Denon DN-C550R Dual Disk CDR-CDRW Recorder
- (1) Denon 635A Compact Disk Recorder
- (1) Sony MDS-E58 Minidisk Recorder/Player
- (1) Panasonic SV-3800 DAT Recorder/Player
- (1) Tascam 122B Cassette Recorder/Player

Power & Loudspeakers:

- (4) EAW-SB600 Sub-Bass Loudspeakers (Two per side, stereo)
- (4-6) EAW SB800 Sub-Bass Loudspeakers (Two/Three per side, stereo) Must be specifically requested
- (8) EAW-KF650z Loudspeakers/EAW MX-8000 Electronic Crossover (Four per side, stereo, Stacked PA)
- (4) EAW-KF600 Loudspeakers/EAW MX-800 Electronic Crossover (Two per side, stereo, Flown PA)
- (2) EAW-KF300 Loudspeakers/EAW MX-200 Electronic Crossover (One per side, stereo, IN FILL/CENTER FILL)
- (2) Crown MA-1200 Power Amplifiers & (1) Crest CA-6 Power Amplifiers (High & Mids)
- (2) Crown MA-2400 Power Amplifiers & (2) Crest CA-9 Power Amplifiers (Mids & Lows)
- (2) Crown MA-3600VZ Power Amplifiers & (1) Crest CA-18 Power Amplifiers (Subs)



THEATER AUDIO SYSTEMS-2

11/1/2012

Stage Monitor Sound System;

Control:

- (1) Yamaha PM-4000M-52 CH x 18 Audio Mixer with Dual PSU
- (5) Klark-Technik DN360 Stereo EQ's (10 mixes)
- (2) TC Electronics M-One XL Effects Processors
- (1) Drawmer DL-441 Quad Compressor/Limiter
- (1) BSS Audio DPR-504 Quad Noise Gate

Power & Loudspeaker:

- (11) EAW-SMH200iH Floor Wedge Loudspeakers, Passive or Bi-amped
- (2) EAW-SM115iV Floor Wedge Loudspeakers, Passive or Bi-amped
- (2) Meyer 650P Self-Powered Subwoofers for Sidefills, (Must be specifically requested)
- (2) Meyer MSL-4 Self-Powered Hi Pack for Sidefills, (Must be specifically requested)
- (11) Crown MA-2402 Power Amplifiers, each fitted with Crown USP2-PIP2 Cards (NO CROSSOVER CONTROL)
- (10) 50' x #12 AWG, NL4-NL4 loudspeaker cables
- (10) 25' x #12 AWG, NL4-NL4 loudspeaker cables
- (5) 10' x #12 AWG, NL4-NL4 loudspeaker cables
- (5) 5' x #12 AWG, NL4-NL4 loudspeaker cables

Microphones & Accessories:

- (12) Shure SM-58 Microphones
- (7) Shure SM-58A Beta Microphones
- (12) Shure SM-57 Microphones
- (5) Shure SM-81 Microphones
- (1) Shure SM-beta 87 Microphones
- (1) Shure VP-88 variable pattern stereo Microphone
- (3) Sennheiser MD 421U Microphones
- (4) Sennheiser E-604 Microphones
- (2) Sennheiser E-609 Microphones
- (2) AKG D-112 Microphones
- (1) Shure SM-52 Beta Microphone
- (3) Beyers M-88-B Microphones
- (1) Shure SM- beta 91, Microphone
- (4) Crown PCC-170GT Microphones

- (7) Shure UC UHF Wireless Systems, B band
- (5) Shure UC2-UB Wireless Handheld Microphones fitted with Shure SM-58 Capsules
- (7) Shure UC1-UB Wireless Lavelier Transmitters, (5) fitted with Shure WL50 Microphones
- (1) Countyman Isomax E6 Headworn Microphones

- (6) Whirlwind IMP-2 Passive Direct Box
- (9) Countryman #85 Active Direct Box
- (8) Behringer Ultra DI-100 Active Direct Boxes

Cables & Stands;

- (60-80) Microphone cables, various lengths.
- (30-40) Microphone stands and Booms of various sizes/lengths.



THEATER LIGHTING SYSTEM

11/1/2012

Control;

An ETC Obsession II-1500 Computer Control Console with dual and redundant processors controls the Pabst Theater lighting system. Also available is an AvoLites Pearl 2000 for intelligent fixture control. The consoles are housed in the FOH control booth with a standard ETCNet (Ethernet) connection format to the house dimmers (DMX Universe 1). Both consoles can be located in the auditorium as well. The AvoLites Pearl 2000 intelligent light console is also available to control moving head fixtures and can be used alone or in conjunction with the ETC theatrical console. The availability of two other DMX universes allows automated lighting or color changers to be controlled separately from the venues (288) ETC Sensor 2.4 KW dimmers. The ETC console is equipped with a Remote Focus Unit and Remote Video Monitors for use on stage and in the house for focus and cueing purposes. Two Lycian #1267 Follow spotlights are permanently housed in the FOH control booth located in the Mezzanine level for those productions that require them. The theater also has the ability to provide electrical service to touring lighting systems and make the needed electrical tie-ins with no special or advance notice.

Dimming;

1200 A, 3 phase, 4-wire w/ground electrical service supplying (288) ETC Sensor 2.4 KW dimmers (Dimmer per circuit)

Distribution;

(288) Hardwired, 20A, stage lighting circuits on stage and in house and (1) Circuit Intercept Panel which intercepts 75% of the FOH circuits and routes then to backstage right. (12) flexible moving light circuits are fed from the stage right wings to allow for intelligent lights to be batten or floor mounted in a variety of stage locations

Other;

The Pabst Theater stage lighting system is also equipped with a 120/240 VAC, 800A, 3 phase, 5-wire company switch for the interconnection of road lighting systems. House staff can perform electrical tie-ins and no special provisions need be made. This electrical service is part of the 1200A, 3-phase service that supplies the house dimming and is NOT in addition to the house dimming service. Cam-Lok tails terminate in the stage right wings at stage level for easy interconnection.

See pages 20 & 21 for Stage Circuit Plan and Basic House Lighting Hang

The following list reflects the current inventory and may change on a per-show basis.



THEATER LIGHTING INVENTORY

11/1/2012

LEKO's

ETC Source Four Ellipsoidal Reflector Spotlights

- (24) 10° ETC Source Four Ellipsoidal Reflector Spotlight, 575W (permanently located on FOH Rail)
- (16) 19° ETC Source Four Ellipsoidal Reflector Spotlight, 575W (permanently located 8 in each Box Boom)

In addition to these FOH units, we have;

- (48) ETC Source Four Ellipsoidal Reflector Spotlight Bodies (575W version cap) to support;
 - (8) 19° ETC Source Four lens tubes
 - (30) 26° ETC Source Four lens tubes
 - (30) 36° ETC Source Four lens tubes
 - (4) 50° ETC Source Four lens tube

P.A.R. LIGHTS

ETC Source Four P.A.R. Spotlights

- (48) ETC Source Four PAR Spotlights, 575W, VNSP, NSP, MFL, or WFL

Altman P.A.R. 64 Spotlights

- (24) Altman P.A.R. 64 Heads, Q 1000 W, MFL Only!

STRIPLIGHTS

- (5) Kliegl 6' x 4 circuit Cyc striplights, 2 lamps/color, 500WT2/lamp

FOLLOW SPOTLIGHTS

- (2) Lycian #1267 Superarcs, 400W HTI lamp, 6 color boomerang

INTELLIGENT LIGHTING FIXTURES (when specifically requested)

- (8) Vari-lite VL-2500S, Spot fixtures, floor or batten mounted

Efx, Haze and Fog

- (1) DF50 Hazer



THEATER COMMUNICATIONS SYSTEMS-1

Telephone System

Each production area in the Pabst Theater has a digital telephone line fitted with a multi-function digital telephone AND an analog telephone line to be used with analog devices such as fax machines, answering machines and computer modems.

The telephones have the ability to dial extension telephones within the Pabst Theater by merely dialing the last four digits of the phone number, i.e. 286-2239 to dial "outside" of the Pabst Theater, dial '9' and then the number desired. Calling cards and credit card calls are placed normally after dialing '9'. Numbers dialed thru the analog line by fax machines and/or computer modems must also contain a '9' prior to the dialing string to access an outside line.

DO NOT UNPLUG THE DIGITAL TELEPHONE!! All telephones in the production areas must remain plugged in for the entire communications system to function properly. A "trouble" alarm will sound at our main terminal if a system telephone is unplugged.

IF THE TELEPHONE HAS NO DIAL TONE OR SCREEN FUNCTIONS it is probably unplugged or plugged into the wrong jack. Simply check the cable or change the telephone cable from it's current jack to the jack labeled "Phone" and the telephone dial tone and functions should be restored.

BE CAREFUL TO PLUG YOUR COMPUTER (MODEM) IN TO THE CORRECT JACK!! The telephone jacks are labelled "Phone" for the digital telephones and "Fax/Modem" for analog devices. **PLUGGING YOUR COMPUTER INTO THE DIGITAL JACK (Phone) WILL RESULT IN A DAMAGED MODEM OR WORSE.** The Pabst Theater does not accept any responsibility for your damaged equipment!



THEATER COMMUNICATIONS SYSTEMS-2

The Internet

The Pabst Theater has a wireless computer network within the production areas. They will be identified on your computer or handheld devices as "Pabst-Basement", "Pabst-Backstage", or "Pabst-Lobby". Join or log-on to the either of these and you can gain access to the internet. A password is required and will be provided upon load in. There are NO CONTROLS on these network nodes, so remember that pop-ups, spam and other non-desired files, applications or exe's are allowed thru!

There is only one Ethernet jack available to you to interface to the internet and that is in the Travelling Production Office, and as stated above, each production area is fitted with an analog modem jack so you may use your dial-up service if desired.

PLEASE DO NOT SET UP YOUR OWN WIRELESS NETWORK OR TRY TO PLUG ANYTHING INTO OUR NETWORK. THIS WILL NOT WORK AND WILL DISRUPT ALL OTHER WORKING WIRELESS NETWORKING.

Production Communications

Wireless Microphones, In-Ear Monitors and Handheld Radios

Since the Pabst Theater is a downtown theater, nestled between many taller buildings, and a matter of 4 feet from a busy highway, certain types of communications are disrupted, limited or downright BAD. Any and all VHF communications devices such as handheld radios, wireless microphones and am/fm radios seem to work poorly in our location.

UHF devices have a much better track record here at the Pabst, with minor disruption in a few bands of UHF In-Ear Monitors caused by HD television broadcasting in our area. Please see attached frequency spreadsheet to determine if your wireless systems may have interference.

IF YOU ARE USING UHF IN-EAR MONITORS, PLEASE CHECK YOUR FREQUENCIES TO SEE IF THEY ARE IN DIRECT COMPETITION WITH LOCAL UHF or HD TELEVISION IN OUR AREA.



THEATER COMMUNICATIONS SYSTEMS-4

ISDN Recording/Broadcast Information

Pabst Theater
144 East Wells Street
Milwaukee, WI 53202
Robert Zenoni; 414.573.7845

ISDN; **IBZD**; 000188..WT

Account Number; 414 224 7710 392 5

414-224-7710-0101

414-224-7730-0101

Location of Jack; Backstage Right Audio Panel, Black Panel/ White Jack #3

Riverside Theater
166 West Wisconsin Ave.
Milwaukee, WI 53203
Simon Bundy; 414.350.1930

ISDN; **IBZD**; 008033..WT

Account Number; 414 224 6384 400 3

414-224-6384-0101

414-224-6385-0101

**Location of Jack; Lower Lobby (Basement) Office next to Men's Restroom, Below FOH Mix
Location in Theater, Grey Cable/Orange Jack**

Turner Hall Ballroom
1034 North 4th Street
2nd Floor
Milwaukee, WI 53203
Simon Bundy; 414.350.1930

ISDN; **IBZD**; currently unknown

Account Number;

414-226-2206-0101

414-226-2207-0101

Location of Jack; Liquor Storage Room behind Main Bar in Ballroom, to the Right behind door, 7' high, wall mounted jack.



THEATER CONTACT NUMBERS

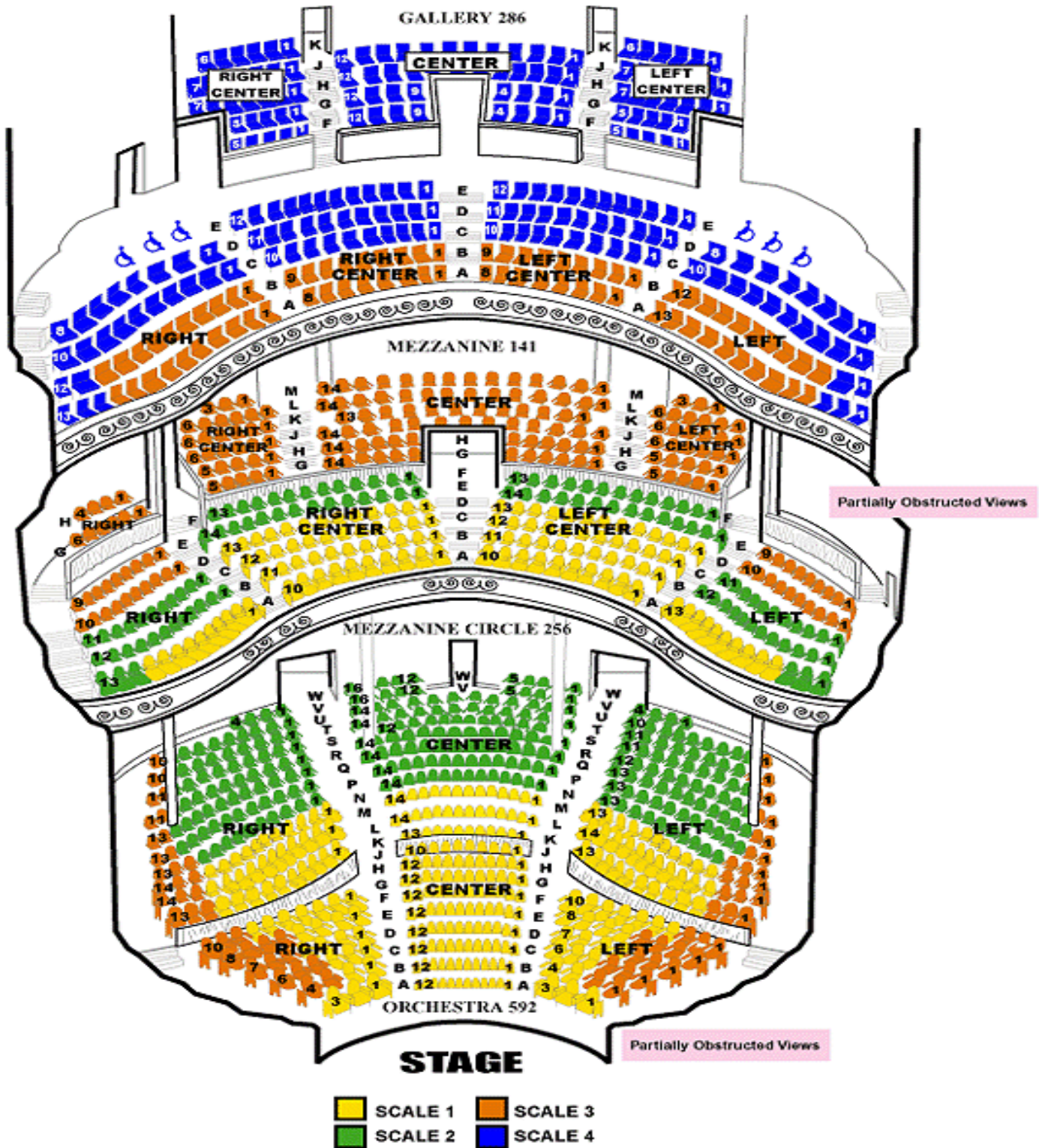
(Dial last four digits as ext. within the Pabst)

Pabst Production Office; (Stage Right Wings)	414.286.2239 414.286.0807 414.573.7845	Phone (House TD; Robert Zenoni) Fax Mobile
Star Dressing Room (Stage Left Wings)	414.286.8424 414.286.0915	Phone Fax/Modem
Lighting Control Booth (Administration Level)	414.286.2230 414.881.8001	Phone (House LD; Jim Fyksen) Mobile
Dressing Room A (Basement S.E.)	414.286.0621 414.286.0616	Phone Fax/Modem
Dressing Room B (Basement S.W.)	414.286.0620 414.286.0615	Phone Fax/Modem
Travelling Production (Basement N.W.)	414.286.0619 414.286.0614	Phone Fax/Modem
Dressing Room C (Basement N.W.)	414.286.0618 414.286.0613	Phone Fax/Modem
Dressing Room D (Basement N.E.)	414.286.0617 414.286.0612	Phone Fax /Modem

Pabst NON-Production Telephone Numbers

Catering/Hospitality	414..491.6699	Phone (Paul Smaxwill) Mobile
Box Office Manager	414.286.6126	Phone
FOH/Bar Manager;	414.839-1608	Mobile (Brian Conti)
PR Department	414.286.6182 262.391.3203	Phone (Andrew Nelson) Mobile
Management/Settlement	414.286.8384 414.333.6634	Phone (Matt Beringer) Mobile
Management/Settlement	414.286.8302 414.737.3263	Phone (Gary Witt) Mobile
Building Engineering	414.286.3658 414.708.3094	Phone (Samir Wahhub) Mobile

PABST SEATING PLAN

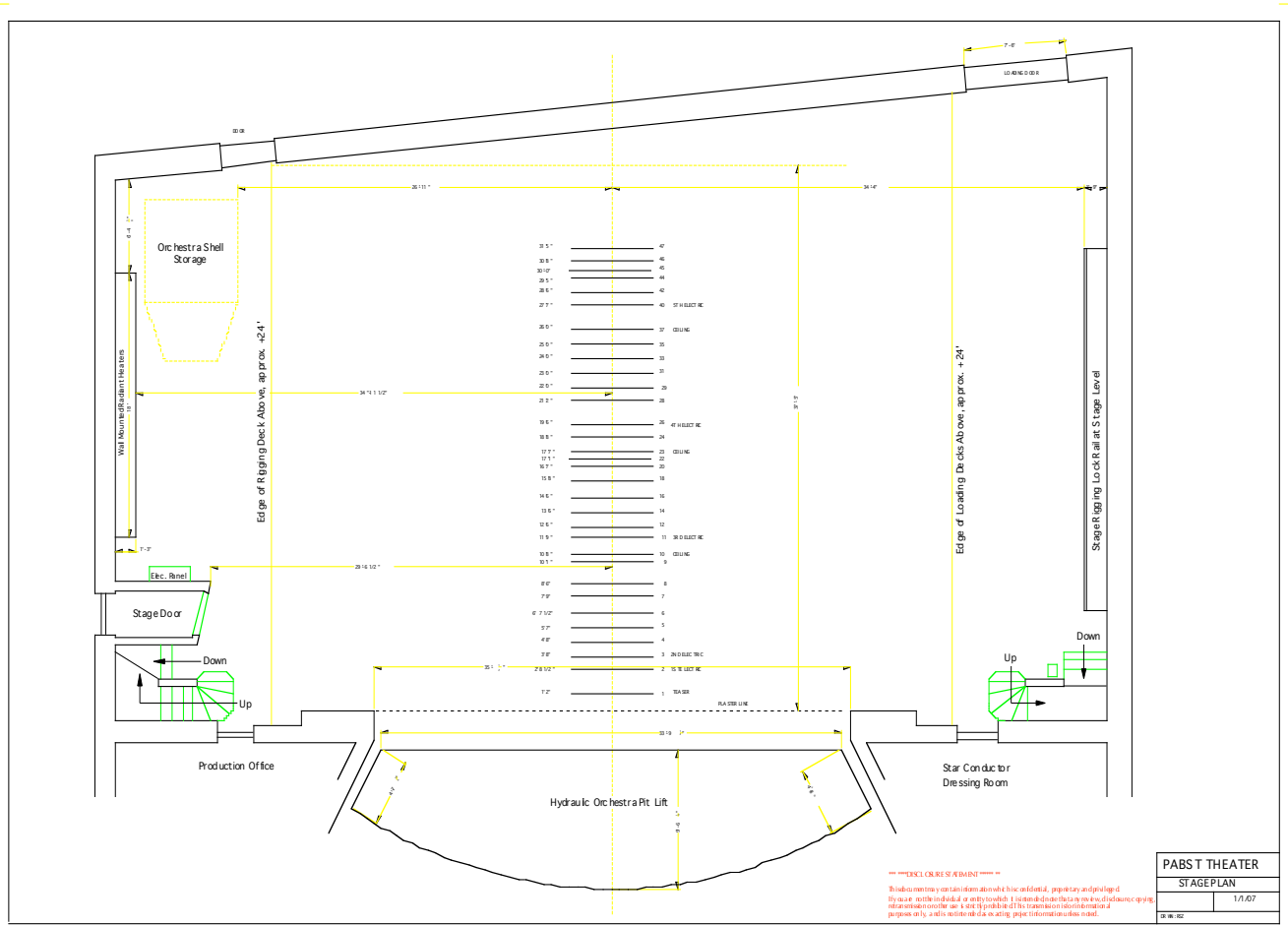


Tickets.com 2003

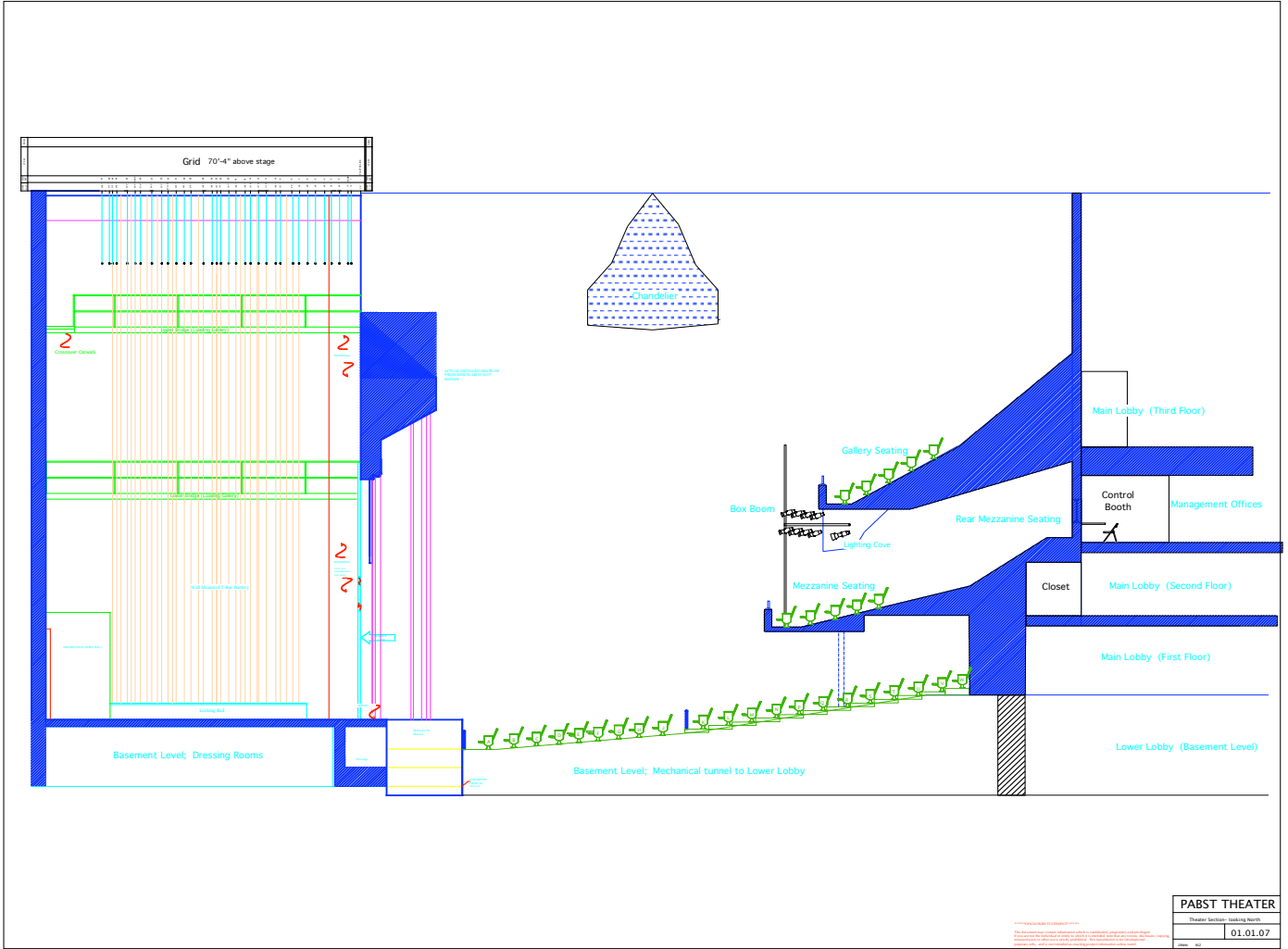


PABST THEATER
Milwaukee, WI

PABST STAGE BATTEN PLAN

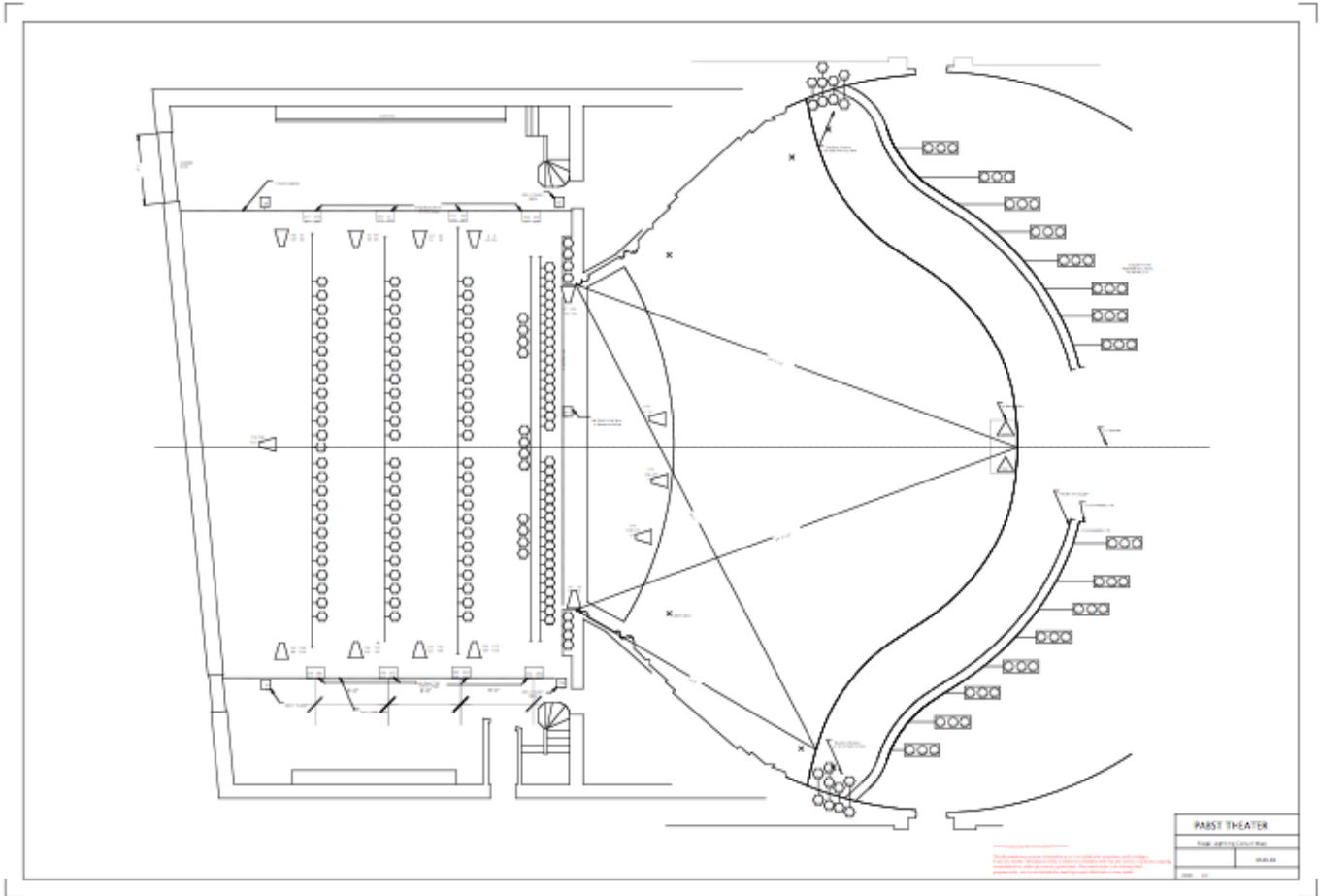


PABST STAGE SECTION VIEW



PABST THEATER	
Theater Section - Looking North	
01.01.07	
Date: 02	

PABST STAGE CIRCUIT PLAN



PABST BASIC LIGHTING HANG

